





Date **3<sup>rd</sup> (Mon.) – 7<sup>th</sup> (Fri.) JUNE, 2019**

Venue **KOBE PORTOPIA HOTEL**



## Program at a Glance

	DAY 1 (3 <sup>rd</sup> )	DAY 2 (4 <sup>th</sup> )	DAY 3 (5 <sup>th</sup> )	DAY 4 (6 <sup>th</sup> )	DAY 5 (7 <sup>th</sup> )
AM	ExCom	National Section Commissions	Annual General Assembly Keynote Lecture 1 Richard Wakelen 【Theme】River Thames Keynote Lecture 2 Makoto Tanabe 【Theme】Seto Inland Sea	Technical Seminar Keynote Lecture Susumu Naruse (Secretary General, International Association of Ports and Harbors) Asian Session Presentations of projects from Asian ports Technical Session 【Theme】Disaster prevention and reduction in coastal area	
PM		Council	YP Com		
Dinner		Welcome Reception 	AGA Dinner at Japanese garden "Sorakuen" 		
Tour		Accompanying person Tour (Kyoto) Kinkakuji Temple Ryoanji Temple	Accompanying person Tour (Himeji) The World Heritage, Himeji Castle 	Night Tour (Night View from Mt. Rokko) 	Technical Tour (Kyoto) Keage Incline Nazenji Temple

Subject may change with or without notice.

## Port of KOBE



The Port of Kobe, originally an excellent natural harbor, flourished as a hub of trading with the Chinese continent and Korean peninsula during ancient and medieval times. Since 1868, when the Port of Kobe opened as a major Japanese international port, it has supported Japanese lives and industries. Located almost at the center of the Japanese archipelago, The Port of Kobe is on major international regular sea routes many countries and regions, including North America and Europe, Australia, China and other countries in Asia. The port has also many domestic sea routes particularly to western Japan via the Seto Inland Sea. The Port of Kobe serves not only as a commodity distribution spot but also as a popular recreation area for citizens. Passenger cruise ships are encouraged to call in and the waterfront area has been well developed. In 2006, Kobe Airport opened and Kobe-Kanku Bay Shuttle, a ferry service between The Port of Kobe and Kansai International Airport, went into operation. The Port of Kobe now serves as a hub of a vast sea, air and land transportation network. As an important urban infrastructure, The Port of Kobe will continue to develop as part of an international port city to meet the public needs.



## Registration starts from **January, 2019 !!**

### Contact Congress Secretariat of PIANC AGA 2019

c/o Japan Convention Services, Inc. 6-9-1, Minatojima-nakamachi, Chuo-ku, Kobe 650-0046, JAPAN  
Tel: +81-78-303-1101 Fax: +81-78-303-3760 E-mail: [pianc2019@convention.co.jp](mailto:pianc2019@convention.co.jp)

pianc2019

Search

